


# The Distributor

## Orange County Model A Ford Club

VOLUME XXIX JUNE 1989  
ISSUE 6

EDITOR: JIM KHALAF  
PUBLISHERS: BOB & KARYN SITTER



## TOURS. SPECIAL EVENTS. AND SWAP MEETS

- June            3: Car Show at the City Shopping Center  
                 4: Pomona Swap Meet  
                 8: General Meeting at 7:30 PM  
                    935 N. Cambridge    Orange, Ca  
                 11: Deer Park Spring Concours d'Elegance  
                    Deer Park - Escondido Ca  
                 15: Board Meeting at 7:30 PM  
                    at Bob Kelley's house (see map inside)  
                 17: Summer Tour to Breckenridge Colorado  
                 17: Car Show at Tustin Heights  
                    11:00 AM to 3:00 PM  
                 18: Threshing Bee tour - Vista
- July            4: Party at Joe and Marlon Wavra home  
                    (See details below)  
                 28-30: Camp-out at Julian
- August         5-6: Model T swap meet - Long Beach  
                    18: Angel baseball game  
                 20-23: Northwest Regional Meet - Seattle Wash  
                    27: Beech Party - La Palma Park  
                    (Tentative, alternate date 9/2/89)
- September     2: All Ford picnic - La Palma Park  
                    8-10: Rim of the world tour  
                 22-24: Three ring circus meet - San Diego  
                    30: Progressive Dinner
- October        15: Irvine Regional park  
                 20-22: Southern Ca Regional meet - Palm Springs

## BOARD OF DIRECTORS

President  
Jim Marsh  
(714) 531-7237

Secretary  
Terry Lucas  
(714) 633-0390

Treasurer  
Bob Kelley  
(714) 642-4367

Activities  
Joe Wavra  
(714) 549-2881

Activities  
Paul Steed  
(714) 998-0394

Technical Advisor  
Lou Spielberger  
(714) 650-0974

Special Events  
Les White  
(714) 870-6417

Editor  
Jim Khalaf  
(714) 731-8064

Publishers  
Bob and Karen Sitter  
(714) 777-2486

## MOOSE'S MESSAGE

Jim Marsh


It seems as though I just took over the office of president and here it is June. The year is almost half gone! My doesn't time fly when your having so much fun! The Fullerton parade is now history and it was well attended and very successful thanks to many of you. Special thanks to Martha and Les White for organizing it and to Peter Gruenbeck for arranging the use of the pop-corn and cotton candy machines. We had eleven A's and one Packard in the parade. Our booth efforts were very successful due to the help of many old members as well as some of the very new members of our club. Events like this are very good for the new members to get involved in our club.

Don't forget to sign up for the Southern California Regional tour to Palm Springs on October 20-22. This is the Regional group's only tour of the year and being a Palm Springs tour, it should be fantastic. There are many things to do in Palm Springs area; many of the finest restaurants, sights to see or just plain relaxing. I am sure the weekend will be full of things to do.

I would also like to remind all of you that after the regular business meeting, your are all invited to go to the Lamp-post pizza parlor on the corner of Katella and Tustin. This is a good time to kick back and relax, talk model

A's, and get to know other members in our club. It is also a time for solving model A problems that you didn't get solved at the last technical meeting.


Let's get those A's tuned up and out on the road for our next tour. That's what this club is all about. Driving the model A and having fun with it. See you all at the June meeting.



THE END

## ON THE ROAD AGAIN

Paul Steed



## UP-COMING EVENTS

On June 18th, we have a tour to Vista to visit the Threshing Bee. The Threshing Bee is a working display of antique engines, farm equipment and other things

from simpler days of the past. The tour will leave Coco's 405 FWY and the El Toro road at 8 AM. Come early and lets have breakfast.

#### LET'S GO CAMPING

The deadline for sign-up is past due, but if you wish to come, you will need to make your own reservations. Call Bob Kelley for details.

#### DEER PARK FIFTH ANNUAL INVITATION

On June 11th we have a tour to the Concourse De Elegance at Deer Park in Escondido. 125 cars in various categories are expected. The show will be held at Deer Park; 15 acres of lawn, oak trees, orchards and vineyard, wine tasting room, gourmet market and delicatessen. Chicken d'Elegance dinner, hamburgers, hot dogs, and Deli sandwiches will be available throughout the day. Gate are open to the public at 10:00 AM.

Call Paul Steed for details.

#### NORTHWEST REGIONAL MEET

The Seattle Evergreen Chapter is hosting the regional meet on July 20-23 thd. They are expecting close to 200 Model A's to attend this event. It's a meet that the whole family can enjoy and at a reasonable price. There are 60 members of the Seattle & Tacoma A clubs that are working to make this a great visit. There will be judging, ice cream social,

Model A tour, Editors conference, car games, western BBQ, square dance, and hospitality room. Now doesn't that sound like a great time and you will get to make some new friends. Phone or write now for a packet of information:

Elsa Bennett, Registrar  
3011 36th Ave. W.  
Seattle Washington 98199  
(206) 282-7102

#### GENERAL MEETING

There will be TWO speakers at the next General meeting in June. The first speaker will be Russ Blanton who worked in the engineering department for Ford in 1927. I am sure he will have a lot of fascinating stories to tell.

The feature car for the June's General meeting will be Leo Rivard's 29 Tudor. Leo purchased his car in the early 50's and has many interesting and humorous stories about his model A. Don't be late!

#### FOURTH OF JULY PARTY

What - Fireworks display & BBQ  
When - JULY 4th at 6:30PM  
Where - Wavra's home (see map)  
Who - All OC MAFCA people  
Why - For a good time

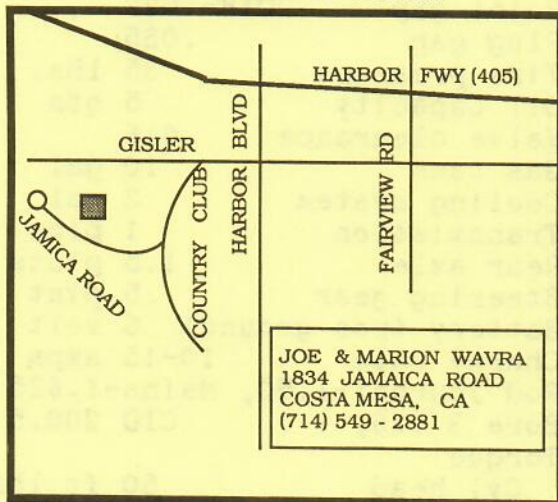
Please plan on attending our Fireworks display af"ford"ed by the Mesa Verde Country Club.

Plans are to have a gathering at Wavra's. Persons attending should bring their chairs and maybe a couple of card tables as well as meat, hot dogs, burgers or what ever.

A-M bring salad and drinks.  
N-Z bring deserts.

It may be cool at night so bring jackets. Fireworks display is provided over the golf course.

**JOE & MARION WAVRA**



**LET'S GET TECHNICAL**

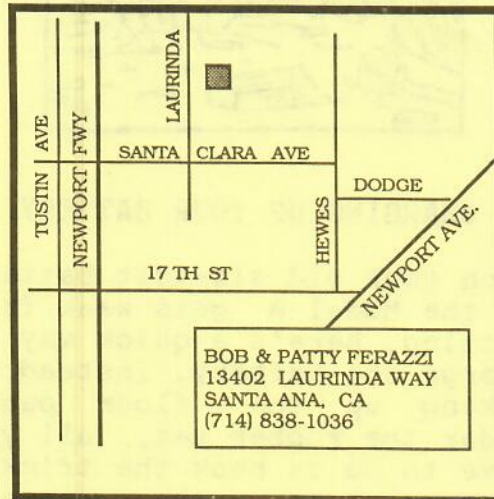
Lou Spielberger

Pearl and I would like to thank each and every one of you for the party at Joan and Terry's home, and all the beautiful cards and gifts that we received. It all helped to make our 60th anniversary VERY SPECIAL !

\* \* \*


We had a lot of fun at Wades house taking his engine apart. We had a lot of help and the only thing that may have

caused the heating up problem was piston pin frozen rods. June seminar is on front ends and it will be held at Bob Ferazzi's house. Bring your pittman arms, spindle arms, and we will install new balls and bushings at cost. Map to Bob's house is shown below:



Lou & Pearl at 60th Party

## A TIP FROM LOU



### CHARGING UP YOUR BATTERY

When your old six-volt battery in the Model A gets weak from sitting, here's a quick way to charge the battery. Instead of taking up the floor panel under the rubber mat, all you have to do is hook the trickle charger to the battery terminal at the starter motor and the other to the steering sector adjusting not for ground. Be sure you have the correct polarity (plus to plus and minus to minus) before your hook up the charger. From the Starter of Salt Creek Chapter, 11.

Model A Info  
From Larry McKinney

A must in your tour kit...

1. Ignition points
2. Dist Body, cap, & rotor
3. 2 condensers
4. Fan belt
5. 1 each light bulbs
6. Complete tool kit
7. Flashlight
8. Generator cutout
9. Water pump, grease, packing
10. Lug wrench, jack, & crank
11. Elec tape & wire

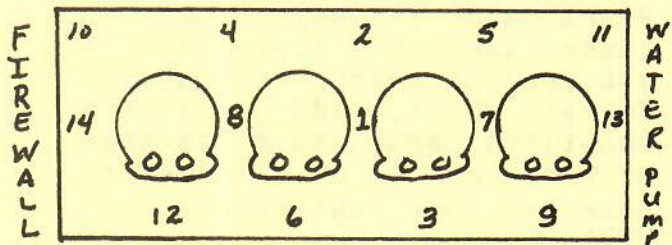
Extra parts for long tours...

1. Extra dist and carb
2. Hoses & clamps
3. Lug nuts, spark plugs
4. Timing gear
5. Tire pump, patch kit, tube
6. Generator & coil
7. Water and oil
8. Grease gun/chassis lube
9. Full set of engine gaskets

Model A specs to take along

Firing order	1-2-4-3
Point gap	.018-.022
Plug gap	.035
Tire pressure	35 lbs.
Oil Capacity	5 qts
Valve clearance	.016
Gas tank	10 gal
Cooling system	3 gal
Transmission	1 pint
Rear axle	1.5 pints
Steering gear	.5 pint
Battery (pos ground)	6 volt
Charge rate	10-15 amps
Rod journal-1.50, Mains-1.625	
Bore 3 7/8, CID 200.5	
Torque	
Cyl head	50 ft lbs
Main Bearing	80-100 ft lbs
Conn rod	50 ft lbs

### HEAD TORQUE PROCEDURE



1. 15 # torque
2. 35 # torque
3. 50-55 # torque
4. Full reverse sequence
5. Full after warmup
6. Full reverse sequence

## BOARD MEETING

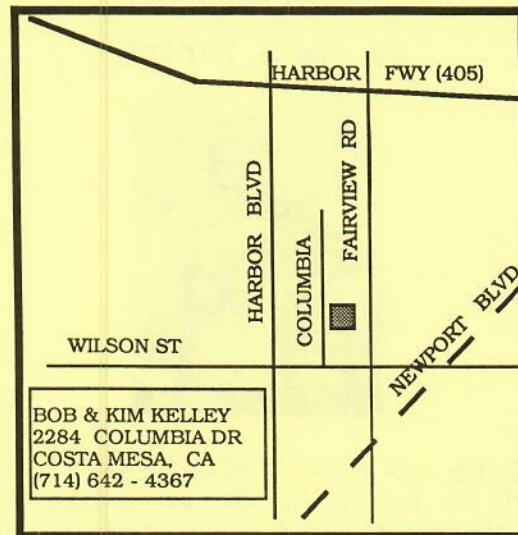
The meeting was called to order at 7:40 PM. The secretary and treasurer's reports were read and approved. Paul Steed reported on upcoming activities. Dates were set for the beach party and progressive dinner. The San Juan Capistrano Chapter will be invited to join our beach party. Volunteers for the progressive dinner stops are needed. Please call Joe and Marion Wavra or Paul Steed if you would make your home available for this event.

Jim Khalaf reported that over half of the new Rosters are yet to be distributed. Next month technical seminar will be on front ends at the home of Bob and Patty Ferazzi.

The 1988 Treasurer, Pete Gruenbeck reviewed, in detail, the 1988 balance sheet. His report showed that dues that were received in 1987 were not paid to the National and the ACCC until 1988. The adjusted figures showed that the previously reported '88 deficit was in error. The club actually broke even for 1988. Pete's recommendations for future accounting methods will help prevent reporting errors of this type from happening again.

The next meeting will be held at Bob Kelley's home on June 15th at 7:30 Pm. Meeting was adjourned at 10:30 PM.

## BOB & KIM KELLEY



Respectfully Submitted  
Terry Lucas

## Membership Update !!!

Please welcome Jerome Hannaman, a returning members to our club. Jerome's address is:

411 N. Euclid #54  
Fullerton, Ca 92632  
(714) 526-4189

Ray and Jean Griffin have been members since 1968 are moving up to Medford Oregon. I am sure it is a beautiful place to move to. Drop a line once in a while Ray.

## Fortune Cookie Filler

- o If you wish to succeed, consult three old people.
- o If at first your don't succeed, your are doing about average.

## SPOT LIGHT ON Joe Wavra

By Joe & Marion



Unlike so many "old timers", I didn't learn to drive a car in a Model A. Of all things it was a 1934 Studebaker. It wasn't till 1937 when we got involved with a model A, because of necessity, nothing else could be afforded. A tired 1931 Ford standard coupe without rumble seat was located and purchased. While driving it daily between overhauling the engine, etc, painting, upholstering, and getting married, it took us on our honeymoon in 1938, to Las Vegas, Hoover dam, Grand Canyon, and back home in 4 days after spending \$40.20 for the trip.

A coupe doesn't handle a wicker bassinette very well so after 2 years, we traded the coupe for a 1929 Studebaker sedan. The model A era for the Wavras' ended and was not started again till 1976 when the "A" bug got us again. A search for a coupe was not successful so we bought a 1930 Town sedan basket case. The restoration took almost a year and a half. The experienced encouraged us to try again. This time a "barrel case", 1929 Roadster pickup in 55 gal

drums (no basket this time). After the completion and our first tour to San Diego funday in the rain and gusty wind, Marion decided this was not for us. Another Pick-up in partial restoration was purchased, this time a 1931 wide bed, was completed and accepted as a drivable car.

Because we didn't like the roadster pickup and because our son-in-law Steve Balmer did so much to restore it, we gave it to him and today with the name of Mr. Toad, he still drives it everywhere.

After the 1931 pickup, a 1931 Drop Floor Panel Delivery was obtained from Lodi and after complete restoration in 1983, the car was driven to Yuma Spring Tour and Portland Oregon in the late summer of 1984. During that latter years, a neighbor had a Sedan and a Coupe, both needed tender love and care, so a deal was made that we would work on them and store them to avoid more deterioration. The coupe was worked on and agreement that we would have first call if it was ever to be sold. The Sedan was sold but we didn't want it anyway. We finally obtained the title on the Coupe in 1987 and that has been my every day car till now.

During the past 12 years of Club membership, we have acquired friends & experience to many to recount. Many will never be forgotten, namely the terrific turnout of the club members to acknowledge out 50th anniversary last year. We thank your OC MAFCA !!!



# A Lines

## MENS ACCESSORIES



STRAW

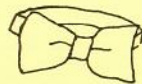


DAYTIME DRESS

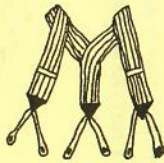


SPORTS HAT

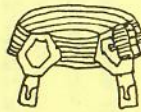
Men's hats had a high crown, sometimes up to 5 1/2 inches tall. These were balanced by a 2 1/2 inch brim, which came in plain or bound snap up style.



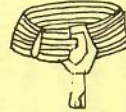
Band bow tie



suspenders



GARTERS



ARM BAND



STA-TI

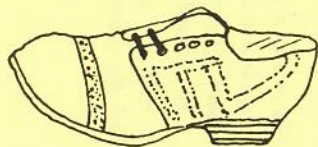
There were matching tie and handkerchiefs; or tie and suspenders; or suspenders and garter; or arm bands and garters; or garter and tie sets.

## SHOES

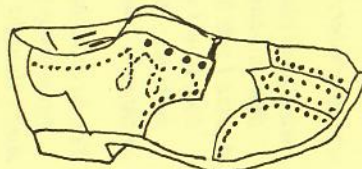
1928-1929 - Men's shoes almost always took some sort of laced oxford design, blunt toed by our standards, and varied only by material and cut. There were a few pumps for optional wear with evening suits, but just about everything else featured laces. The rounded toe was covered by a cap which might be straight across, shield-shaped or wing-shaped, and was often stitched and/or perforated to match other intricate stitching at the throat. The sports favorite had a medium square toe with popular wing tip. This shoe was resplendent with black toe, center area, and heel applied to white; edges of overlapping sections pinked, double stitched, and perforated so that the opposite color showed through in a line of dots.

In 1929 these styles were noted: A collegiate oxford in dark brown alligator grain calfskin uppers. A sports Brogue with mannish lines and combination of choice tan leathers, dark tan tip and quarter, French tan vamp and top. Du-Flex gristle rubber sole and heels were best for golf and sportswear. A custom Oxford with medium jointed toe and long wing tip. Tan or black calfgain leather uppers, stitched and perforated.


In 1931, there were black and white moccasin bluchers with "popular steel spikes" for golf. The blucher also came in a black and white style; brown and white. There were dressy patent leather oxfords; the "formal" being slightly more pointed and dispensed with the fancy perforations and even the toe cap.



BOYS WHOOPÉE STYLE OF 1931



BEAU BRUMMEL'S OF 1931



THE RIDGEMOOR

two button single breasted model with long lapels. Front slightly is slightly cut away at the bottom.




THE COLUMBIA

Medium fitting, two button patch pocket model. Lapels wide & long. Front slightly rounded at bottom. Shoulders are highcut.



THE LANE

straight front, two button model with semi-cloverleaf lapels. Front coat has blunt corners.



THE PRINCETON

3 button, single breasted latest cut lapels & collar. Front is slightly rounded at bottom. 2 buttons at cuff.

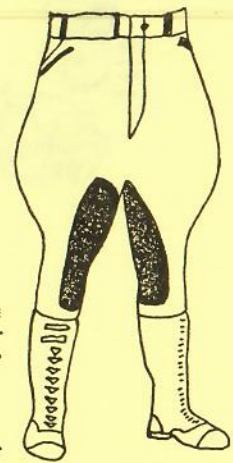
MATERIALS FOR MENS SUITS WERE: WOOL TWEEDS, BLUE SERGE, GREY FLANNELS, PINSTRIP EWORSTED, COLORS WERE DARK BLUE, BROWN, AND GREY. PANTS WERE SOMETIMES PLEATED AT WAIST. LEG BOTTOMS WERE UP TO 24 INCHES WIDE WITH BAGGY CUFFS. SHOULDERS WERE PADDED. SUITS WERE BOTH DOUBLE AND SINGLE BREASTED WITH SOME SHAPED SEAMS ON JACKETS.




RAINCOAT



At Left: Knickerbockers or "plus fours". Came in various colors, styles & materials. Some knickers had buckles, others 2 or 3 buttons and were considered "convertable"; either at knee or baggy legged. Knickers were fastened just below the knee and golf hose reached to knee plus wide cuff over cuff of knickers. Matching sweaters in wild patterns were worn. A full golf suit included vest and jacket, as well as hat.



"Jodhpurs" or At right: riding pants



## RESTORER'S LAMENT

*My neighbor next door  
seems a reasonable man  
But his mind just can't ascertain  
how a rusty old Ford  
nearly thirty years old,  
Can appeal to a man that is sane.*

*It all started the day  
that I trailored her home  
and my neighbor came out for a look  
Though he tried hard to hide  
his feelings inside  
I could tell he was visible shook.*

*The car was a mess  
I have to admit.  
The grill had a curious twist  
The top bows hung slack  
with a rip in the back  
and upholstery just didn't exist.*

*I tried to explain  
that this auto was rare  
A prize I was lucky to find  
But, it was easy to see  
as he just stared at me,  
he thought I was out of my mind.*

*Yet, he tried hard to see it  
from my point of view  
And I thought I had him convinced  
But an error was made,  
when he learned what I'd paid  
and our friendship's been strained ever since.*

*For nearly a year that car  
sat in my drive.  
in view of my neighbor's back lot.  
He should have been glad  
with the rare view he had  
But, the fence he built proved, he was not*

*When I did pull it in  
and stripped it all down.  
My neighbor asked time and again,  
why the rusty car sets  
in out of the wet,  
And the good one sets out in the rain.*

*My neighbors wife too  
got into the act.  
She complained that my children looked pale  
She harped on their need  
till my wife, too, agreed  
When she said that I should be in jail.*

*Yet, I try not to bother  
my neighbors at night.  
as I hammer and solder and lead  
But my grinder is shrill,  
and so is my drill  
and they go so early to bed.*

*They were awful the day  
I brought home the sedan.  
I guess it broke all of their hearts  
For my neighbor looked hard  
when he saw my back yard  
But, darn it, I had to have parts.*


*If they just would have waited  
untill I was through  
I know they'd regret all their jokes;  
But now I am told,  
that their property sold  
There's just no understanding some folks.*



EDITOR'S NOTE

The 1989 roster is available and will be distributed at the next general meeting (one per member / family). Additional copies may be purchased at \$1 each. If you can not attend the meeting, send in your request along with two stamps to:

Jim Khalaf  
1781 Derby Dr.  
Santa Ana, Ca 92705



FOR SALE

1930 Deluxe Town Sedan  
Body off restoration  
Overdrive,  
Excellent touring car  
Asking \$14,500 OBO  
Call: Joe Lane  
(714) 536-4961

-----  
1930 Model A Roadster  
Green Desimone  
5103 Via Estancia  
Yorba Linda 92686

-----  
1930 Model A Tudor  
Fresh restoration, Black/tan,  
overdrive,, inserted engine,  
12 V electrical, many extras  
Perfect tour car.  
Asking: \$10,000  
Call: Larry McKinney  
(714) 963,2724

-----  
1931 Model A pickup truck  
Completely unrestored  
from Utah.  
Asking: \$5,000 OBO  
Call: Fred Drobik  
(714) 591-8131

-----  
1930 Ford Tudor  
Black, WW, red wheels,  
Overdrive, V8 Trans,  
56 ford steering box,  
Hydraulic breaks, 12V  
alternator. low mileage  
on A inserted engine.  
Asking: \$10,000  
Call: Dan Simmons  
(714) 968-7466

-----  
1928 Sport Coupe  
Right hand drive,  
5 yr old restoration  
with new engine.  
Asking: \$5,000


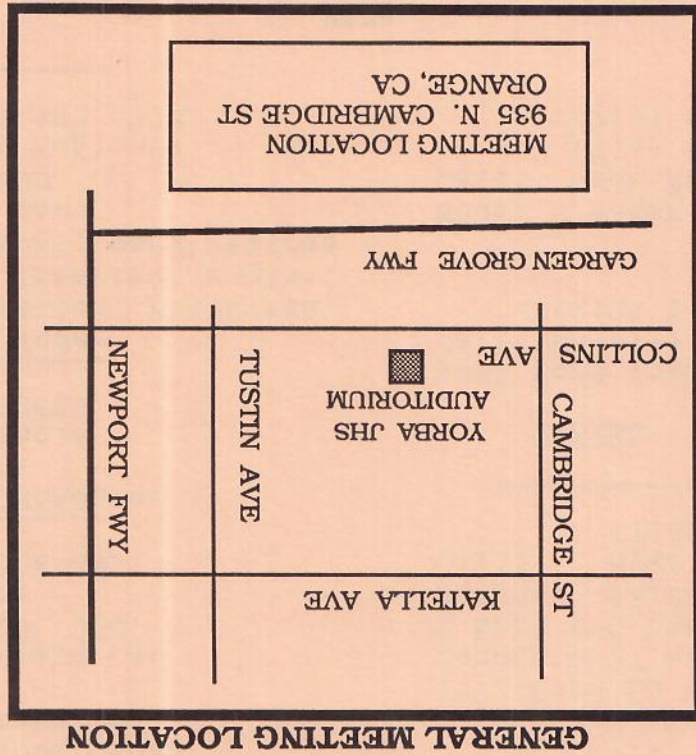
-----  
1930 AA truck  
Unrestored with new engine  
(50 miles).  
Asking: \$1,500  
Call: John Kuhn  
(714) 962-5342

-----  
1972 Ford E2 restoration  
ranchero GT model, 400 cu in,  
2 brrl C-6 complete  
Asking: \$3,000  
Call: Myke Wingett  
(714) 542-3089

WANTED

-----  
1932 Ford four door sedan  
Call: Charlie Stephens  
(213) 542-3965

-----  
Model C water pump  
Call: Wade Roberts  
(714) 675-5457  
(714) 673-2261



MAFCA  
ORANGE COUNTY CHAPTER  
POST OFFICE BOX 10595  
SANTA ANA, CA 92711

**First Class Mail**